

Guide to Drum Set Notation

- 1-Bass Drum
- 2-Floor Tom
- 3-Snare Drum
- 4-Cross Stick
- 5-medium tom

- 6-High Tom
- 7-Ride Cymbal
- 8-Hi Hat closed
- 9-Hi Hat open
- 10-Crash Cymbal

- 11-Hi Hat (foot)
- 12-Hi Hat open (foot)
- 13-Hi Hat & Bass Drum together

Accent: accentuate note play it louder

Accent: accentuate note with greater intensity

Time Signature: Top number tells how many beats per bar, bottom number tells what kind of note receives one count i.e 4 = 1/4 note 8 = 1/8 note

Repeat Bars: repeat the bars between the repeat indications

1st & 2nd Time Repeat Endings: when a repeated section has different endings, play the 1st ending only the 1st time and the 2nd ending only the 2nd time.




1 Bar Repeat: repeat the previous bar

2 Bar Repeat: repeat the previous 2 bars

D.C. Al Fine: (Da Capo Al Fine:)

Go back to the beginning of the song and play until the bar marked **Fine** (end)

D.S. Al Coda: (Dal Segno Al Coda:)

Go back to the sign  then play until the bar marked **To Coda**  then skip to the section marked  **Coda**